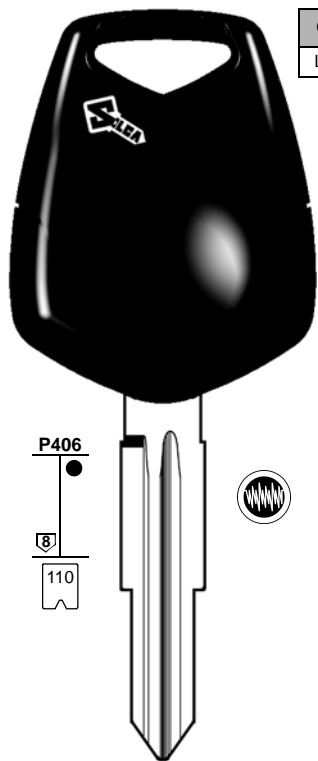
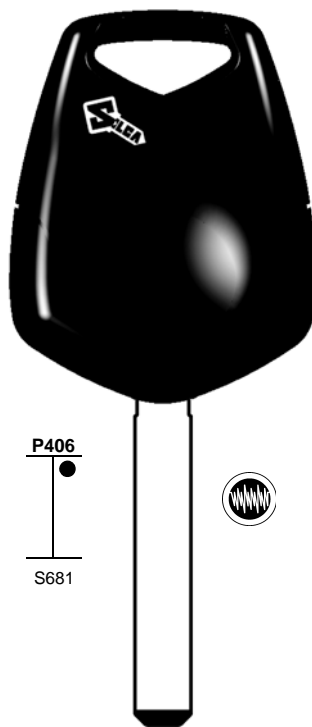


FOR: CHEVROLET-DAEWOO

CITROËN



CAR MODEL	FROM	TO
LACETTI	2003	

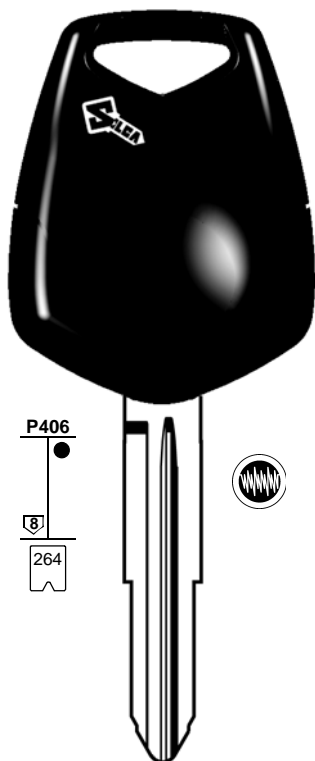


CAR MODEL	FROM	TO
C1	2005	

**DWO4REH2**  
J . . . .  
1-2000

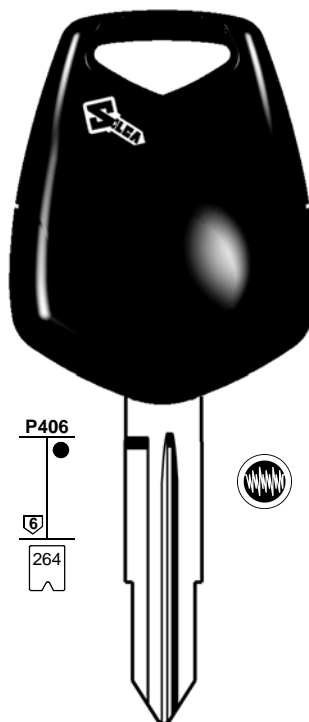
**VA2EH2**

FOR: DAIHATSU



CAR MODEL	FROM	TO
CUORE	1998	
SIRION	1998	
TERIOS	1997	

**DH4REH2**  
D . . . . 1-2000



CAR MODEL	FROM	TO
CUORE	1998	
MOVE	1997	

**DH5REH2**  
D . . . . 3001-4000

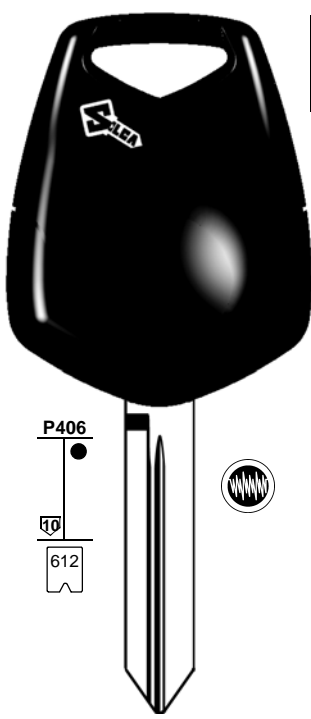


SILCA ELECTRONIC KEYS

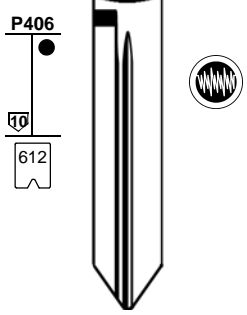


**FOR: FORD AUS**

CAR MODEL	FROM	TO
EXPLORER	1998	1999
TAURUS LX/SHO	1998	1999



P406  
612



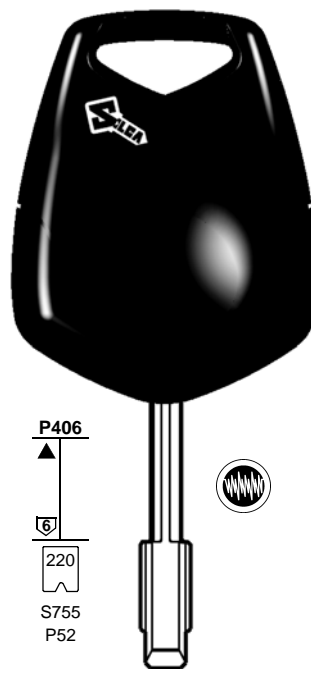
**FO38REH2**  
... X  
0001-1706

**ATTENTION**

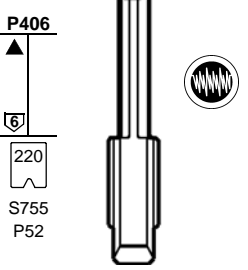
YES	NO

**FOR: FORD EU**

CAR MODEL	FROM	TO
COUGAR	1997	1997
COURIER COMBI	1998	
ESCORT	1995	2000
FIESTA	1995	2002
FIESTA	2003	
FOCUS	1998	
FUSION	2002	
KA	1996	2002
MONDEO	1995	2001
MONDEO	2001	
PUMA	1998	2002
SCORPIO	1995	1998
TRANSIT	1995	1998
TRANSIT	2000	



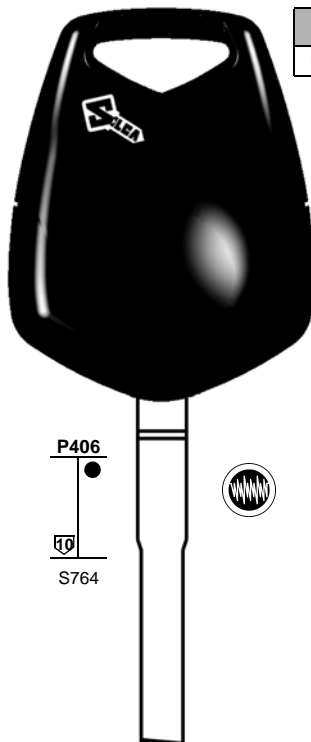
P406  
220  
S755  
P52



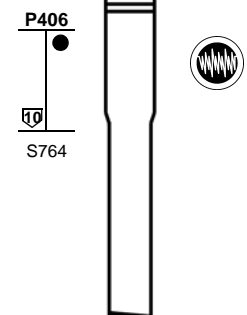
**FO21EH2**  
T ..... 1-2-3-4  
T ..... 001-2330

**FOR: FORD EU**

CAR MODEL	FROM	TO
FOCUS C-MAX	2003	



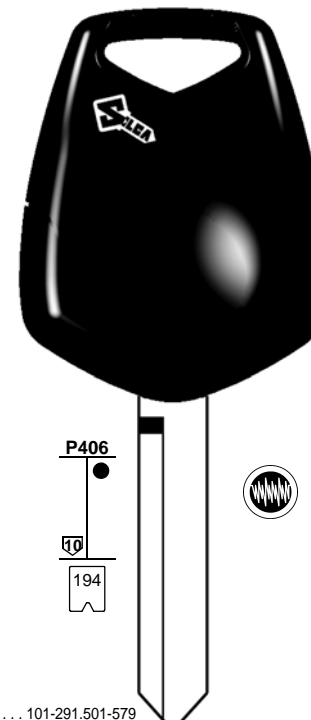
P406  
S764



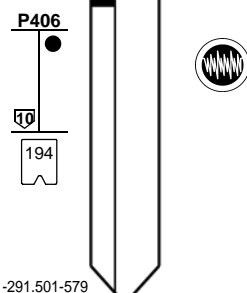
**HU101EH2**

**FOR: FORD USA**

CAR MODEL	FROM	TO
CONTOUR V6 LX	1998	



P406  
194



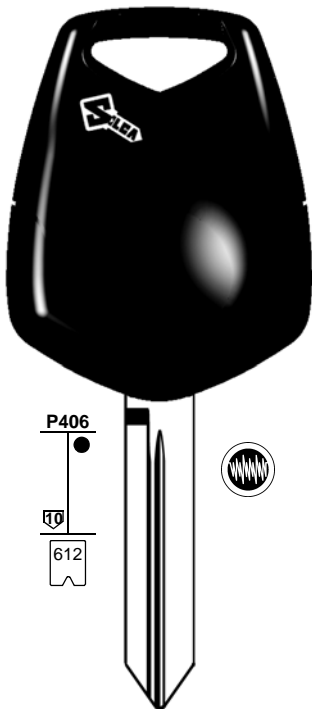
... A ... 101-291.501-579  
... B ... 101-332.501-602  
... C ... 101-344.501-624  
... D ... 101-327.501-602  
... E ... 101-296.501-579

**ATTENTION**

YES	NO

**FO26EH2**

FOR: **FORD USA**



CAR MODEL	FROM	TO
CROWN VICTORIA	1998	
EXCURSION	2000	
EXPEDITION	1997	
EXPLORER	1998	1999
F-150	1999	
F-250	1999	
MUSTANG	1997	
MUSTANG COBRA	1996	1997
MUSTANG GT	1996	1997
RANGER	2000	2001
RANGER XLT V6	1999	
TAURUS LX/SHO	1996	1999
WINDSTAR	1998	2001

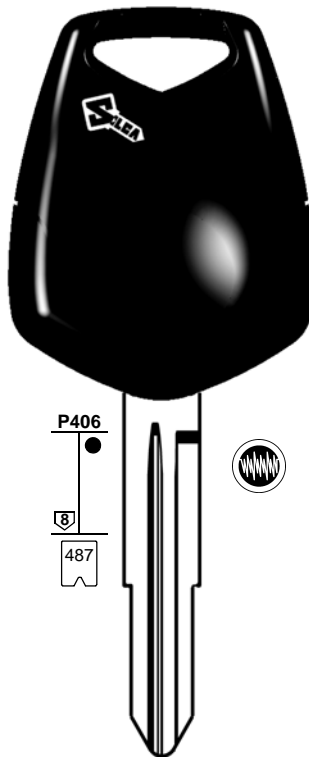
P406  
612

**FO38REH2**  
...X  
0001-1706

**ATTENTION**

YES	NO

**HYUNDAI**

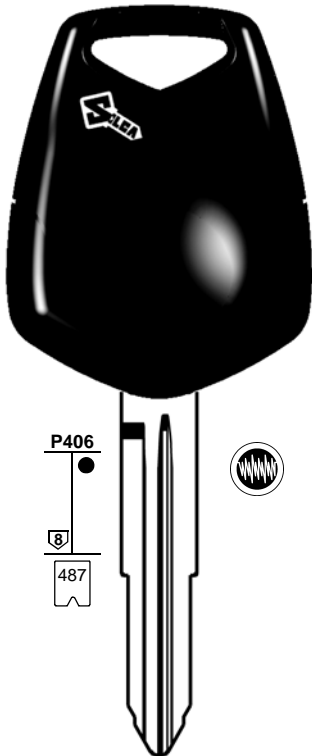


CAR MODEL	FROM	TO
COUPE'	1996	2002
ELANTRA (USA)	1996	
GALLOPER	1999	
H1	1999	
LANTRA	1996	
SANTAMO	2000	
SCOPE'	1996	

P406  
487

**HYN6EH2**  
T.... 1-1000

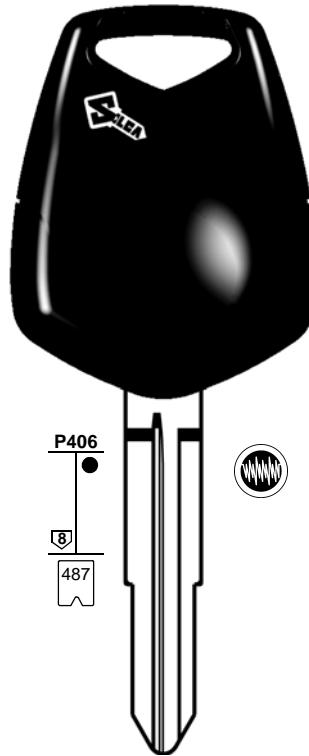
FOR: **HYUNDAI**



CAR MODEL	FROM	TO
SONATA	1996	1998
SONICA	1996	1998
TRAJET	2000	

P406  
487

**HYN7REH2**  
S....  
1-1000



CAR MODEL	FROM	TO
ACCENT	1996	1999
ATOS	1998	
ATOS PRIME	2000	2002
EXCEL	1996	1999

P406  
487

**HYN10EH2**  
R....  
1-1000



**SILCA ELECTRONIC KEYS**



FOR: **HYUNDAI**

CAR MODEL	FROM	TO
STAREX	1998	

**HYN12EH2**  
A . . . . 1-1000

FOR: **KIA**

CAR MODEL	FROM	TO
CLARENCE	2001	
JOICE	2000	
RIO	2001	2005

**KIA3REH2**  
Y . . . . 2001-3000

FOR: **LDV**

CAR MODEL	FROM	TO
CONVOY	1998	2000
CUB	1998	2000

**FO19EH2**  
C . . . . 1-2-3-4-5

FOR: **LEXUS**

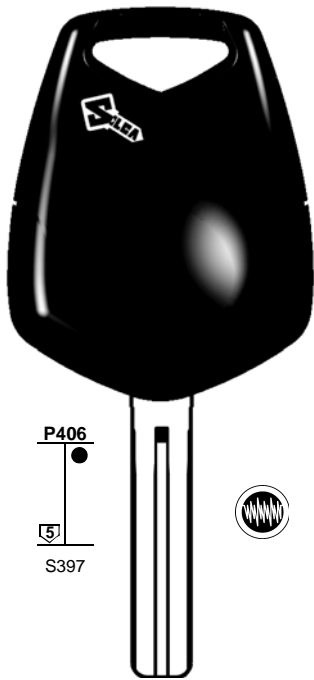
CAR MODEL	FROM	TO
CELSIOR [J]	1997	
ES300	1998	2001
LAND CRUISER [J]	1999	
LS400	1997	
LX450	1998	
LX470	1999	
SC300/400	1998	2003

**TOY40EH2**  
. . . . 1-5000

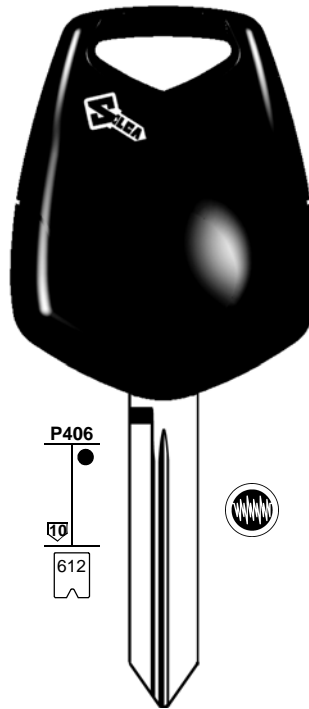
FOR:

**LEXUS**

**LINCOLN**



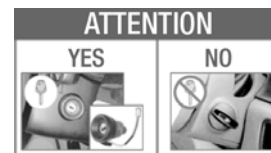
CAR MODEL	FROM	TO
ALTEZZA [J]	1999	
ES300	2002	
GS/LS/LX	1998	
GS300/400	1998	2001
GS300/400 [J]	1998	
IS200	1999	
IS300	2001	
LS200	1999	
LS400	1999	2003
RX300	1999	2003



CAR MODEL	FROM	TO
BLACKWOOD	2002	
CONTINENTAL	1998	2002
LHS	1998	
LS	1998	
NAVIGATOR	1998	2002
TOWN CAR	1997	1998

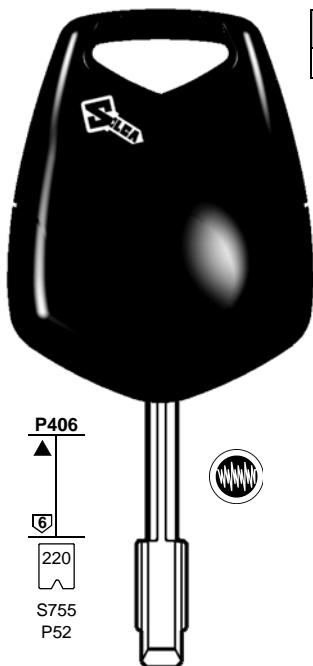
  
**TOY48EH2**

  
**FO38REH2**  
.....X  
0001-1706

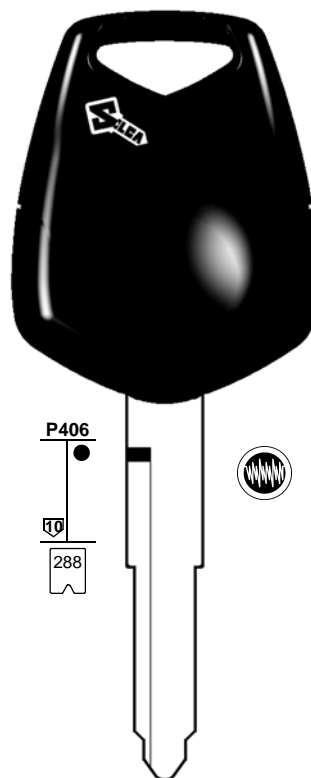


FOR:

**MAZDA**



CAR MODEL	FROM	TO
121	1997	2001



CAR MODEL	FROM	TO
MAZDA 2	2003	
MAZDA 3	2004	
MAZDA 5	2005	
MAZDA 6	2003	
MX-5	2005	
RX8	2004	

  
**FO21EH2**  
T.....1-2-3-4  
T.....001-2330

  
**MAZ24REH2**  
.....  
10100-12283  
20100-23284

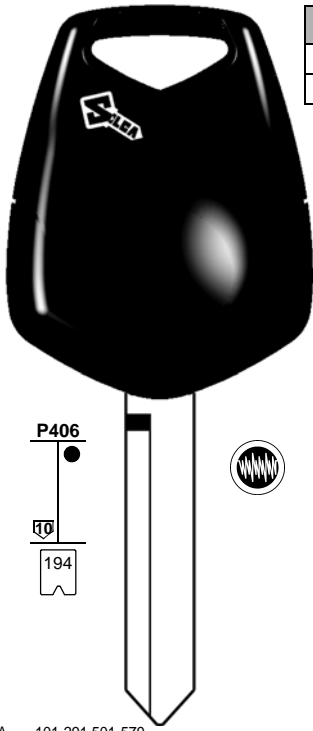


**SILCA ELECTRONIC KEYS**

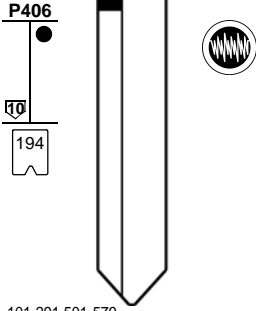


FOR:

MERCURY



CAR MODEL	FROM	TO
COUGAR	1999	
MYSTIQUE V6 LS	1997	

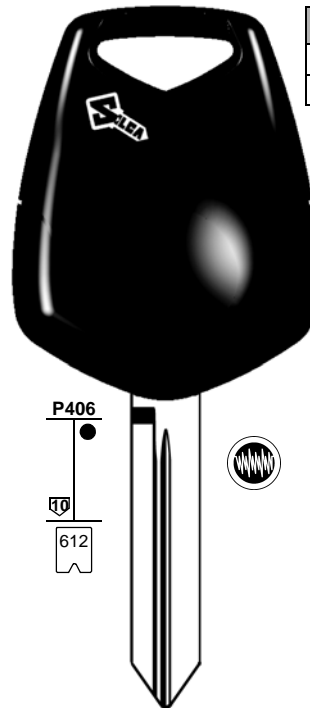


- ... A ... 101-291.501-579
- ... B ... 101-332.501-602
- ... C ... 101-344.501-624
- ... D ... 101-327.501-602
- ... E ... 101-296.501-579

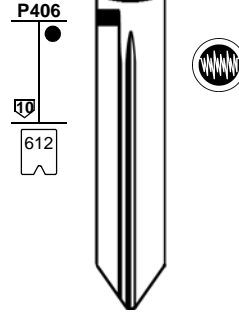


**ATTENTION**

YES	NO



CAR MODEL	FROM	TO
GRAND MARQUIS	1998	
MOUNTAINEER	1998	2002

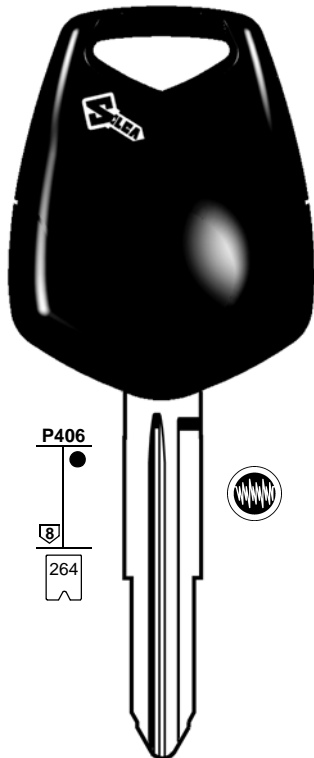


**ATTENTION**

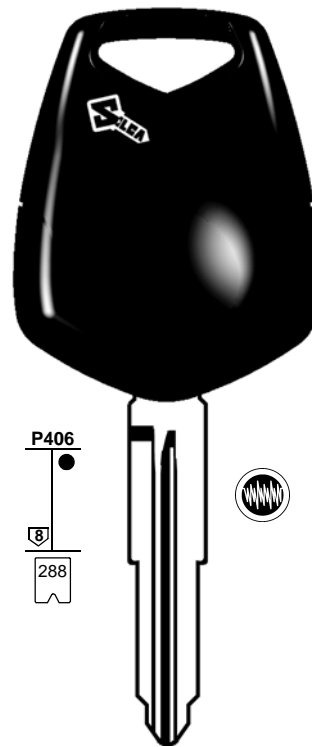
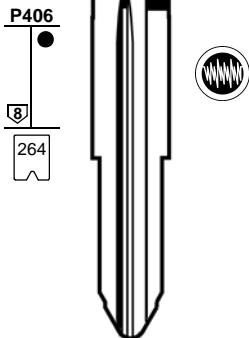
YES	NO

FOR:

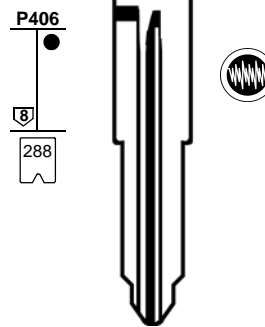
MITSUBISHI



CAR MODEL	FROM	TO
DIAMANTE	2002	2003
ECLIPSE	1996	2000
ECLIPSE	2002	2003
FOCUS	1998	
GALANT	1996	2000
GALANT	2002	2003
L200	2002	2006
MONTERO	2002	2005
MONTERO SPORT	2002	2005
PAJERO	1996	2000
PAJERO	2002	2005
PAJERO SPORT	1999	
SPACE GEAR	1996	
SPACE RUNNER	1998	1999
VERADA	2002	2003

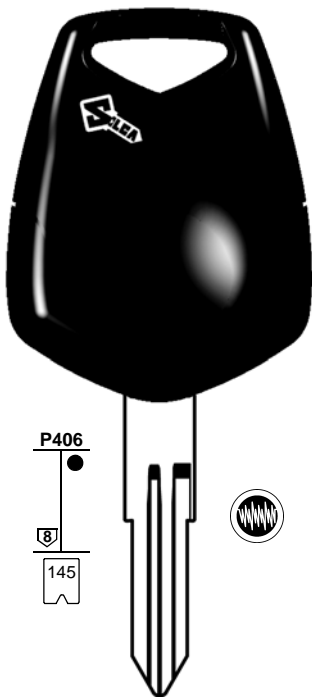


CAR MODEL	FROM	TO
COLT	1996	
LANCER	1996	2003
LANCER	2003	2006
PAJERO IO	1999	
PAJERO MINI [J]	1999	
PAJERO PININ	1999	

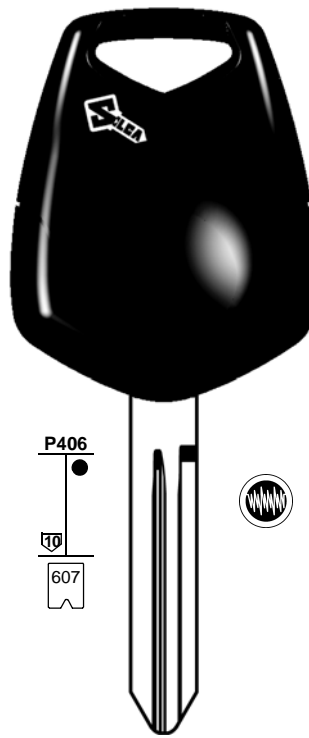


FOR:

NISSAN



CAR MODEL	FROM	TO
ATLEON	2002	
CAB STAR	2000	2003
CAB STAR	2003	
MICRA	2000	2003
MICRA MARCH [J]	2000	
MICRA VAN	2000	
TERRANO II	2002	
VANETTE CARGO	1999	



CAR MODEL	FROM	TO
ALMERA	2000	2003
ALMERA	2003	
ALMERA TINO	2000	
NAVARA	2003	
NAVARA	2004	
PATROL	2004	
PRIMERA	1998	2000
PULSAR	1998	2000
XTERRA	2000	
X-TRAIL	2001	2003
X-TRAIL	2004	

**NSN11EH2**

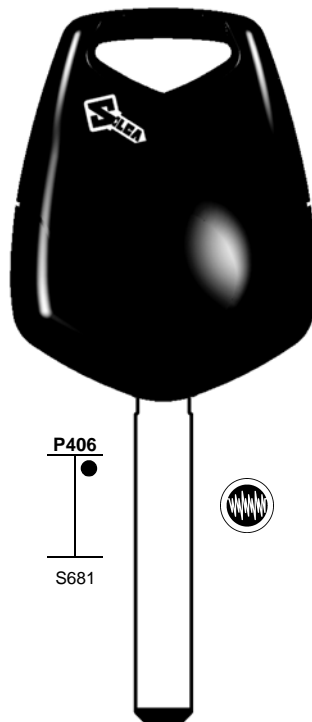
X . . . . 1-8000  
X . . . . 8001-9000

**NSN14EH2**

. . . . 1-22185

FOR:

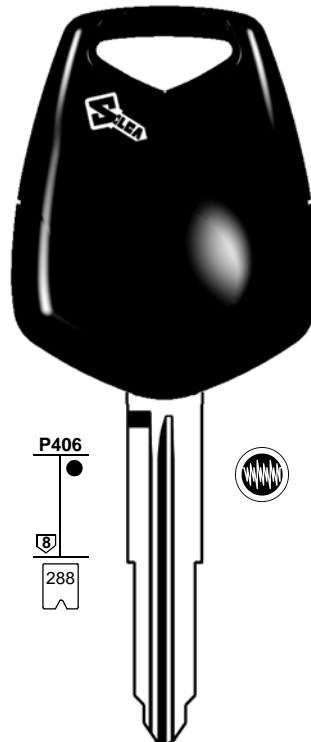
PEUGEOT



CAR MODEL	FROM	TO
107	2005	

**VA2EH2**

PROTON



CAR MODEL	FROM	TO
415	1996	1998
416	1996	1998

**PO1REH2**

. . . . 30010-32009

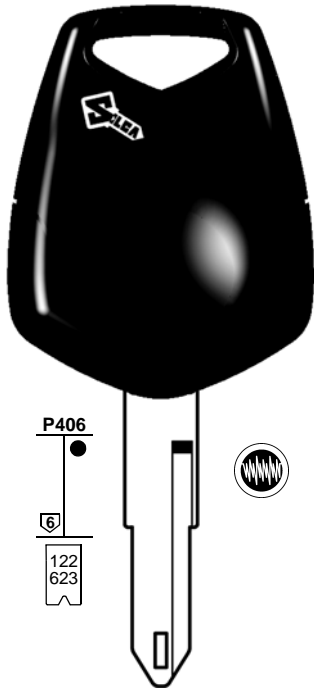


SILCA ELECTRONIC KEYS

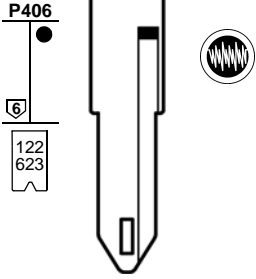


# SILCA ELECTRONIC KEYS

## FOR: RENAULT

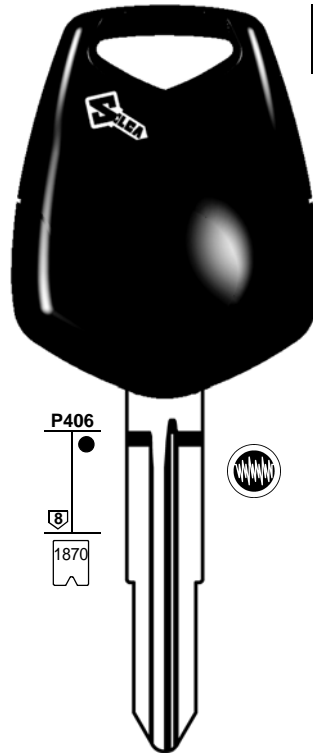


CAR MODEL	FROM	TO
AVANTIME	2002	
MEGANE	1998	2000
MEGANE	2000	2003

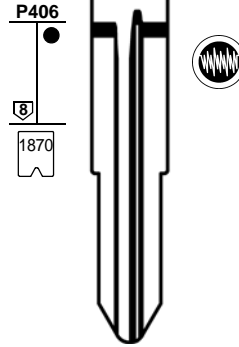


**NE73EH2**  
.....  
M-N-P-R-S

## SSANGYONG

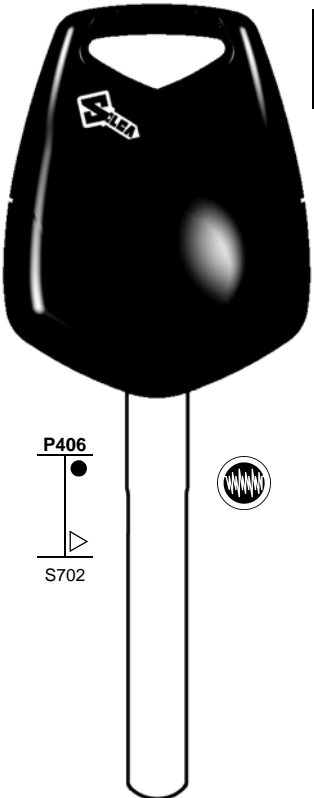


CAR MODEL	FROM	TO
KYRON	2005	

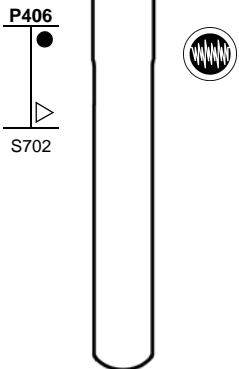


**SSY3EH2**  
.....  
K.....0001-1000

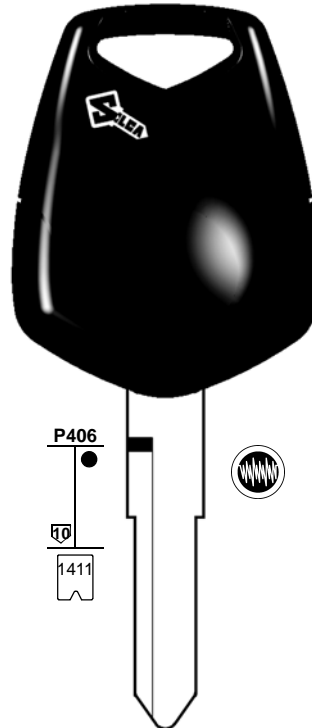
## FOR: SUBARU



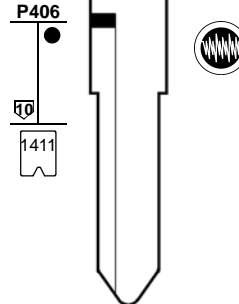
CAR MODEL	FROM	TO
LEGACY OUTBACK	2004	
LEGACY OUTBACK	2005	



**DAT17EH2**  
.....  
T.....1-3000



CAR MODEL	FROM	TO
JUSTY GX3	2006	

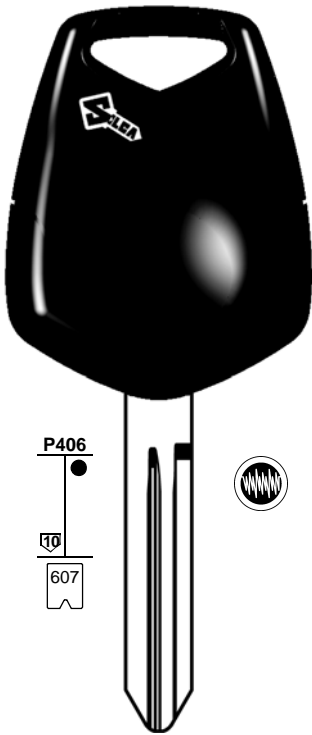


**HU87REH2**  
.....  
50001-51308

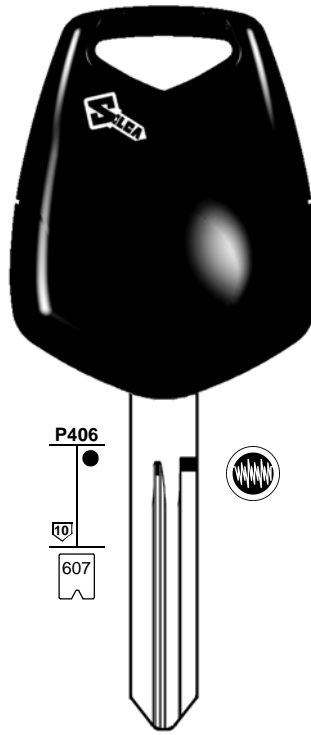


FOR:

SUBARU



CAR MODEL	FROM	TO
B9 TRIBECA	2005	
FORESTER	1998	2003
FORESTER	2004	
IMPREZA	1998	2004
IMPREZA	2004	
LEGACY OUTBACK	1998	2003



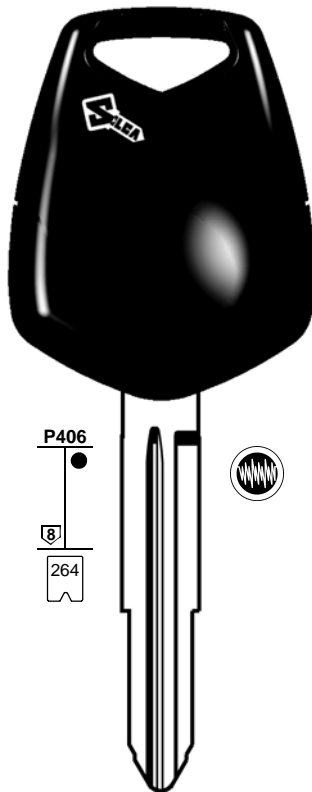
CAR MODEL	FROM	TO
FORESTER (AUS)	1998	2004
IMPREZA (AUS)	1998	2004
LIBERTY (AUS)	1998	2002
OUTBACK (AUS)	1998	2003

**NSN14EH2**  
..... 1-22185

**NSN19EH2**  
..... 1-22185  
..... 30001-37850

FOR:

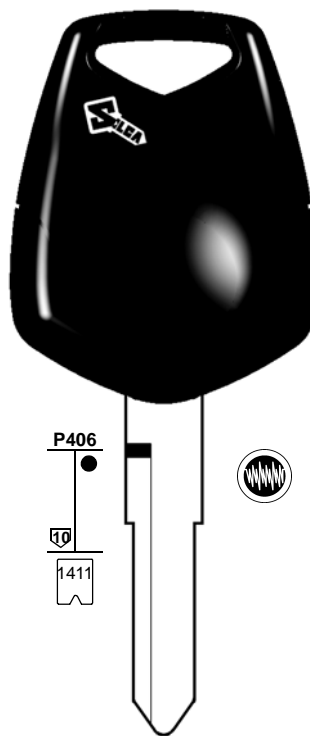
SUBARU



CAR MODEL	FROM	TO
JUSTY	1996	

**SZ12EH2**  
U.....  
1-2000

SUZUKI



CAR MODEL	FROM	TO
IGNIS	2000	

**HU87REH2**  
.....  
50001-51308

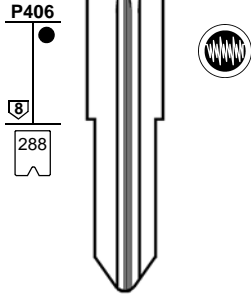
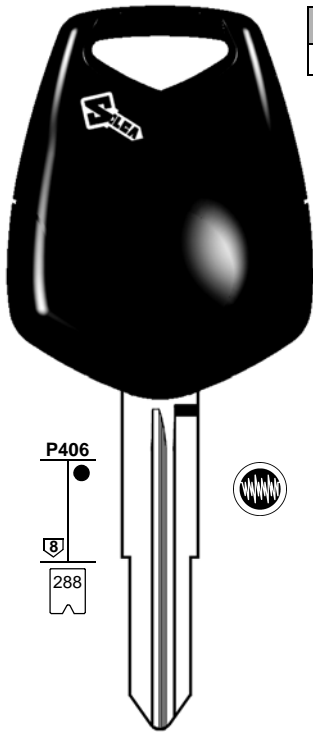


SILCA ELECTRONIC KEYS



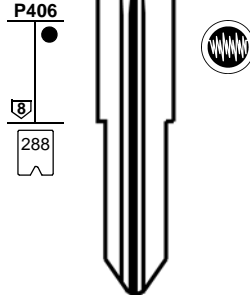
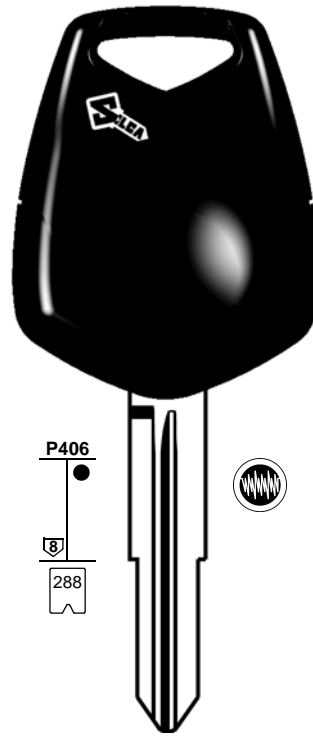
FOR:

SUZUKI



**SZ11EH2**  
.....  
18100-19229

CAR MODEL	FROM	TO
ALTO	2002	

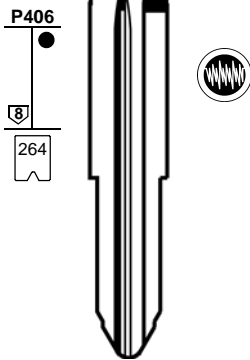
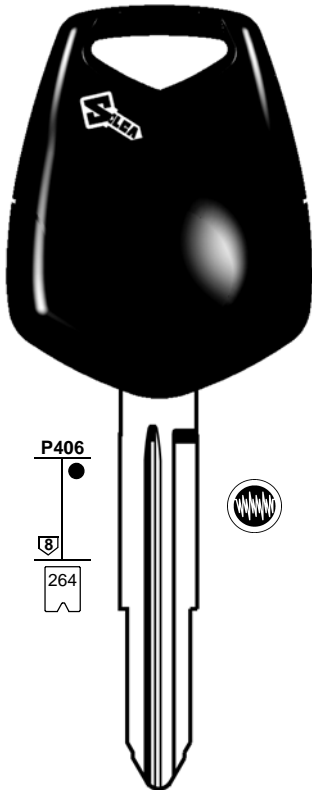


**SZ11REH2**  
..... 18100-19229

CAR MODEL	FROM	TO
ALTO	1996	2002
ALTO	2002	
BALENO	1996	2001
ESCUDO [J]	1996	
GRAND VITARA	1996	2002
IGNIS	2000	
JIMNY	1999	2002
JIMNY	2002	
SWIFT	1996	2005
VITARA	1996	2002
WAGON R	1998	2000

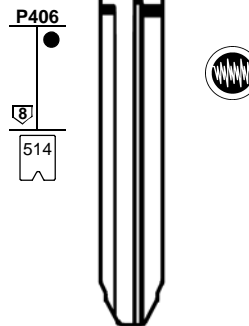
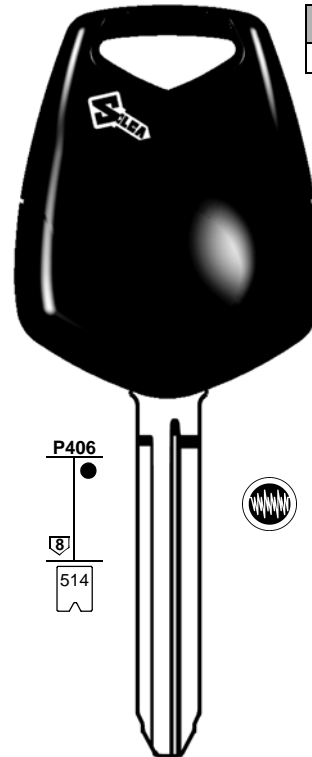
FOR:

SUZUKI



**SZ12EH2**  
U.....  
1-2000

CAR MODEL	FROM	TO
ALTO	1996	2002
BALENO	1996	2001
ESCUDO [J]	1996	
GRAND VITARA	1996	2002
SWIFT	1996	2005
VITARA	1996	2002

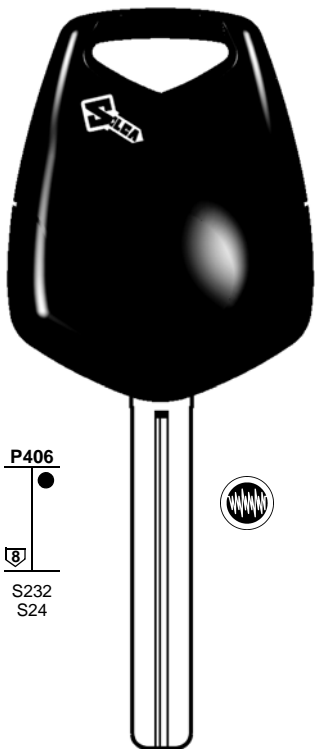


**TOY43EH2**  
..... 10001-15000

CAR MODEL	FROM	TO
LIANA	2001	2005

FOR:

TOYOTA

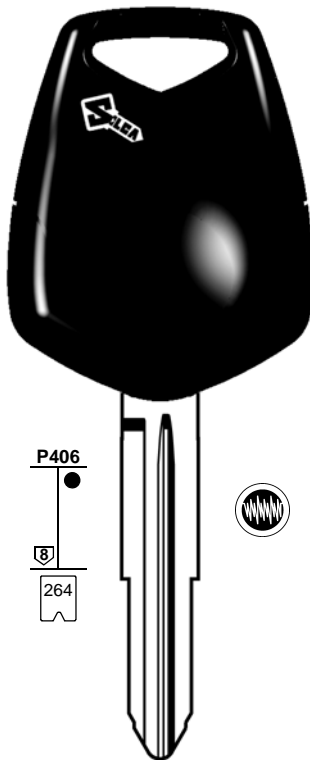


P406



S232  
S24

CAR MODEL	FROM	TO
CELSIOR	1998	
LAND CRUISER 100 S	1996	



P406



264

CAR MODEL	FROM	TO
ECHO	1999	
MR2	1997	
PLAZ [J]	1999	



**TOY40EH2**

..... 1-5000

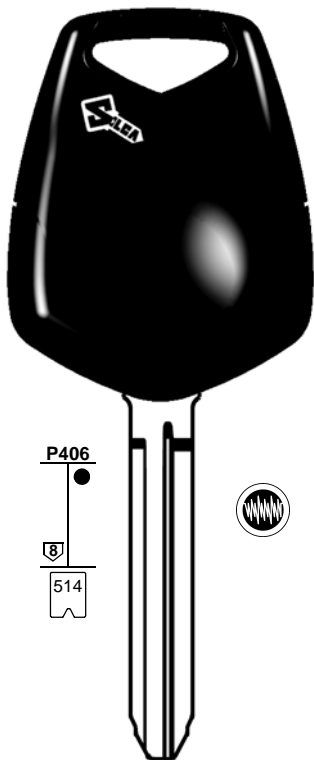


**TOY41REH2**

G..... 1-2377  
P..... 1-2390  
X..... 1-2248

FOR:

TOYOTA

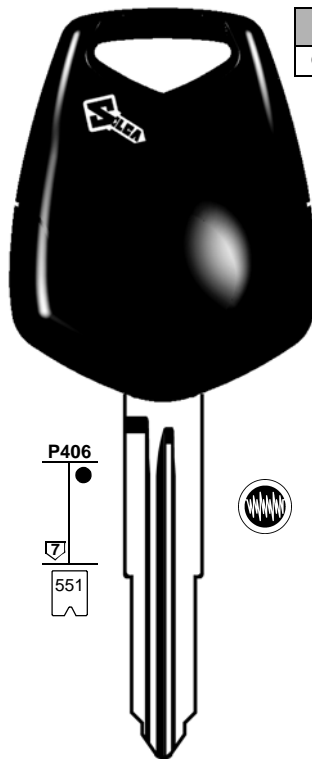


P406



514

CAR MODEL	FROM	TO
4-RUNNER LIMITED	1999	2003
AVALON XL	1998	2003
AVALON XLS	1998	2003
CAMRY	1997	2003
CAMRY XLE, LE	1998	2003
CELICA	2000	
COLORADA	1997	
COROLLA	1996	
GAJA [J]	1999	
HIACE	1997	
HIGHLANDER	2001	2003
IPSUM [J]	1996	
LAND CRUISER	1996	2003
PICNIC	1996	
PRADO	1996	
PRIUS	2001	2003
RAV 4	1996	2004
RAV 4	2005	
SEQUOIA	2001	2003
SIENNA	1999	2003
SOLARA	2002	2003



P406



551

CAR MODEL	FROM	TO
COROLLA	1996	1999



**TOY43EH2**

..... 10001-15000



**TOY46REH2**

N..... 1-2000

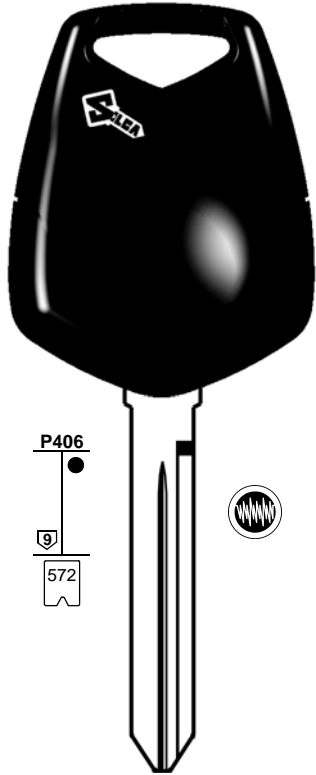


SILCA ELECTRONIC KEYS



FOR:

TOYOTA

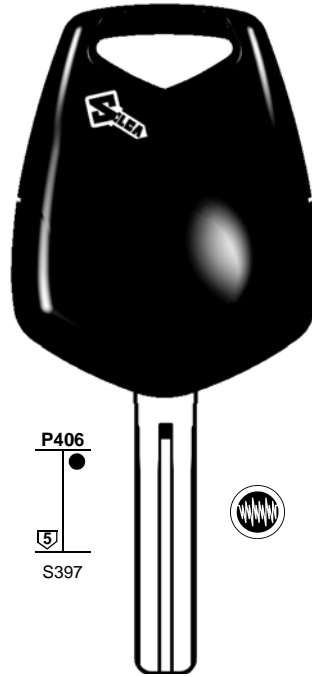


P406  
572



**TOY47EH2**  
..... 1-13284

CAR MODEL	FROM	TO
AVENSIS	1998	2000
AVENSIS	2000	
CARINA	1996	2000
COROLLA	1999	
YARIS	1999	



P406  
S397

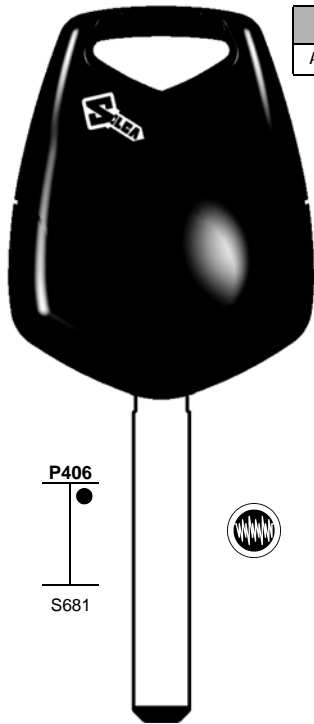


**TOY48EH2**

CAR MODEL	FROM	TO
ARISTO	1998	
CELSIOR	1998	
PROGRESS NC300	1998	

FOR:

TOYOTA



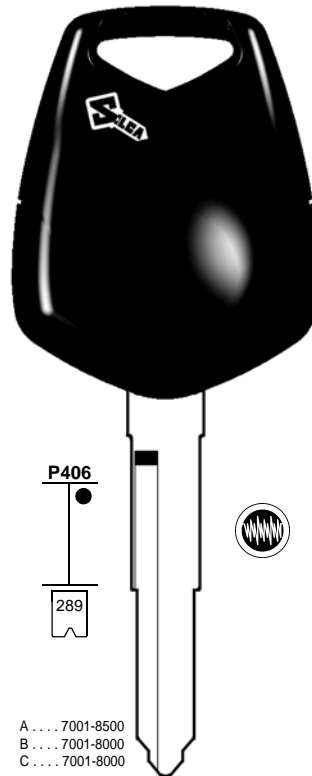
P406  
S681



**VA2EH2**

CAR MODEL	FROM	TO
AYGO	2005	

YAMAHA



P406  
289



A ..... 7001-8500  
B ..... 7001-8000  
C ..... 7001-8000

**YH35REH2**

MOTORCYCLE MODEL	FROM	TO
BT 1100 BULLDOG	2005	
FJR 1300	2005	
FZ1	2006	
FZ6	2004	
FZS 1000 FAZER	2005	
MAJESTY 400	2005	
MT-01	2005	
MT-03	2006	
TDM 600	2005	
T-MAX 500	2005	
XJR 1300	2004	
XTR	2004	
XTX	2004	
XVS1100A DRAG STAR	2004	
XVS650A DRAG STAR	2004	
YZF-R1	2005	
YZF-R6	2003	

**IMPORTANT NOTE:** the trade-marks or trade names mentioned in our catalogue are the exclusive property of authorized manufactures of lock and users, they nominated only for the purposes of information so that any lock for which our keys are made can be rapidly identified.

**NOTA IMPORTANTE:** i marchi o le denominazioni citate sono di proprietà esclusiva dei fabbricanti di serrature e degli utilizzatori autorizzati, e sono indicati a titolo di semplice informazione, con lo scopo di riconoscere velocemente a quali serrature le nostre chiavi sono destinate.

**WICHTIG:** Die angeführten Markennamen oder Handelsmarken sind ausschließliches Eigentum der Schloßhersteller und zugelassenen Fachhändlern, und sind nur zur Information angeführt, mit dem Zweck, schnell erkennen zu können, zu welchem Schloß unsere Schlüssel passen.

**REMARQUE IMPORTANT:** les marques et appellations commerciales citées dans notre catalogue appartiennent exclusivement aux fabricants de serrures et aux utilisateurs autorisés, elles sont indiquées à titre d'information pure et simple pour vous permettre de déterminer rapidement les serrures auxquelles nos clés sont destinées.

**NOTA IMPORTANTE:** las marcas y denominaciones comerciales citadas en nuestro catálogo se declaran de propiedad exclusiva de los fabricantes de cerraduras y los utilizadores autorizados, se citan por simple información, al objeto de hacer comprender sin dificultad a qué cerraduras van destinadas nuestras llaves.

**NOTA IMPORTANTE:** todas marcas ou nomes de comércio mencionados neste catálogo são propriedade exclusiva da fabricas da fechaduras e usuários autorizados, eles só nomearam com a finalidade de informação que qualquer fechadura para a qual nossas chaves são feitas pode ser identificado rapidamente.